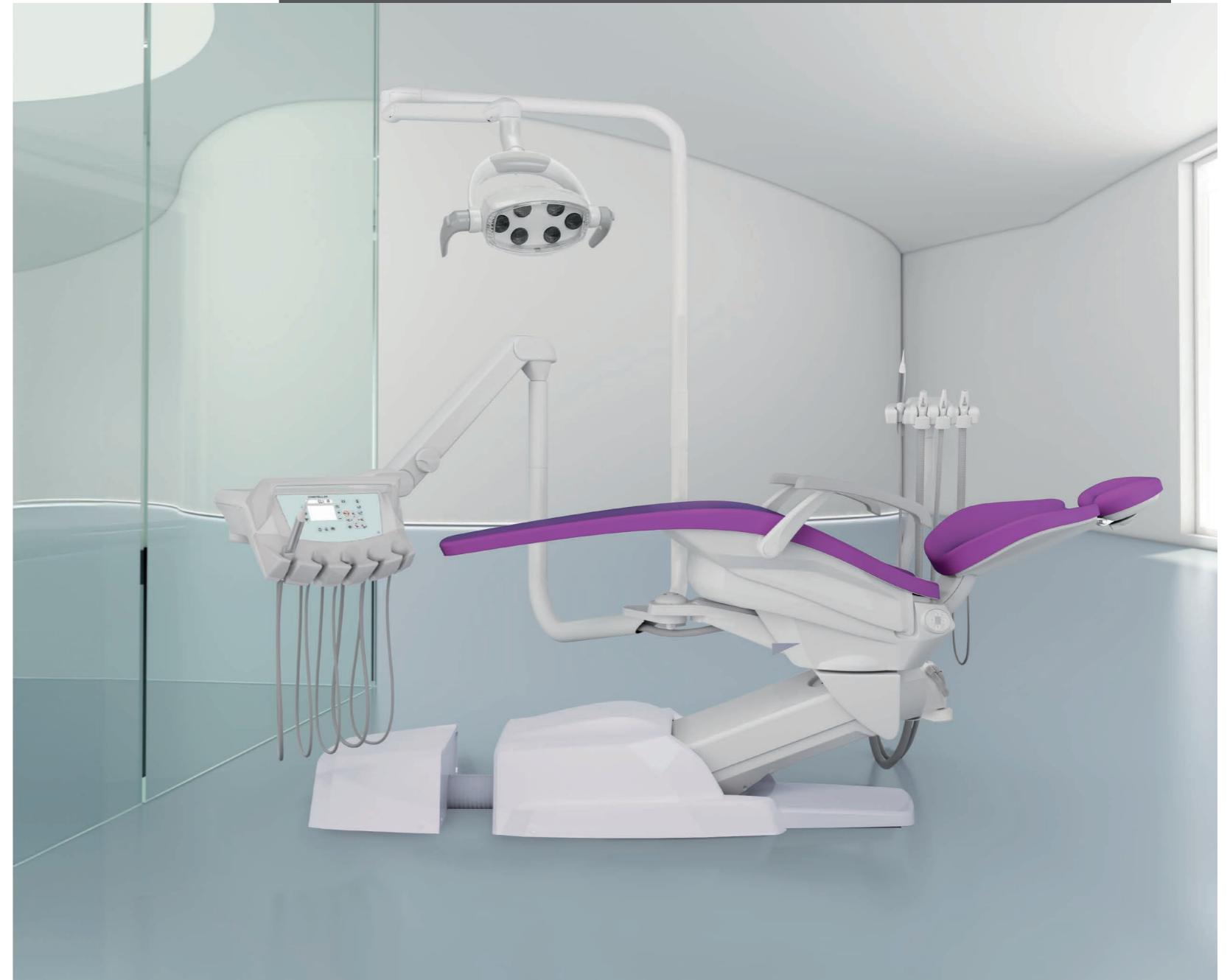


# PUMA ELI AMBIDEXTROUS

PERFECT POSITIONING FOR ANY STYLE



CASTELLINI.COM



  
**CASTELLINI**  
PASSION FOR DENTISTRY SINCE 1935

Due to our policy of constant technological upgrading, technical specifications may be subject to change without prior notice.  
According to the standards in force, in extra-EU areas the availability and specifications of some products and/or characteristics may vary. Please contact your local distributor for further information.

CECMA241S00

3/2024



Making Your Life Better.

**Stabilimento  
Plant**

CEFLA NORTH AMERICA Inc, 6125 Harris Technology Blvd., 28269 Charlotte NC  
Tel. +1 (704)598-0020  
Sales Support +1(800)416-3078  
Tech Service +1(866)466-5228

**BU Medical Equipment  
Sede Legale Ed Amministrativa  
Headquarters**

CEFLA s.c. - Via Selice Provinciale, 23/a - 40026 Imola (BO) - Italy  
Tel. +39 0542 653111  
Fax +39 0542 653344

**Stabilimento  
Plant**


CEFLA s.c. - Via Bicocca, 14/C - 40026 Imola (BO) - Italy  
Tel. +39 0542 653441  
Fax +39 0542 653601

CASTELLINI.COM

# BALANCE AND COMFORT


The Castellini Puma ELI Ambidextrous dental unit has a streamlined style while ensuring performance for your dental office via Cefla's high-quality engineering and production. To meet North American price-conscious market needs, this unit is available in a single, standard configuration.





**ADAPT TO YOUR LAYOUT**

The Junction Box can be positioned to where the utilities are located in the operator - up to nearly 60 inches from the base of the dental unit.



**PIVOT**

The patient chair rotates 30° to the left or right and is controlled pneumatically. This helps the dental team adjust the position according to the required treatment and size of the operator. No need to grip a manual brake.



**S.S.S.**

The tank feeds water to the chair's syringes and handpieces. Use your favorite tank disinfection tablets for everyday use and periodic shocking.



**STANDARD HEADREST**

The easy-to-adjust, 2-axis headrest easily adapts to patients of different heights.



**KEYPAD**

Located on both sides of the seat, the keypads let users control patient chair movement, move to programmed position, set programmed positions, lock/unlock the chair's swivel.



### TOUCHSCREEN CONTROL PANEL

Puma ELI Ambidextrous is equipped with a new instrument control panel with touchscreen. An alphanumeric display allows for fine control of handpieces and scalers. The unit comes with a 6-pin tubing and two 4-pin tubings. A piezo scaler or the popular ultrasonic scaler can be added via Cefla's kit (this scaler's electronic control unit, handpiece, and tubings purchased separately through your dealer).



### ASSISTANT'S MODULE

The assistant can manage a wide range of functions via the integrated control panel such as chair movement, lighting, cleaning, and water tank pressure.



### C8 STOOL

The C8 Assistant's stool is designed to provide maximum mobility, quick access to all instruments and optimal arm support with the bar that can be positioned in a left, central, or right position.

### C7 STOOL

Perform treatment perfectly while enjoying correct body support with the C7 Stool. Adjustment mechanisms ensure both seat and backrest are regulated to suit the operator's build, while the compact design allows full access to all parts of the dental unit. The seat is newly designed to properly support the thighs, limiting compression on the femoral artery structures.



### POWER PEDAL FOOT CONTROL

The Power Pedal allows for finer handpiece control than the typical air-controlled rheostat. Additionally, it controls Chip Air & Water as well as providing hands-free access to programmed chair positions.




### VENUS E LED OPERATING LIGHT

Supplied as standard with 3-axis movement, front panel, removable handles and six LED sources to minimize shadows. Light intensity can also be set, via the sensor, within the 7,000 - 40,000 Lux range. The No Touch sensor lets the user switch the lamp on/off without touching any button.



### SYRINGE

Featuring Cefla's streamlined and easy-to-handle design, the syringe is available as the three-way (no warm-water option) version. The handle and tips are autoclavable allowing for considerable cost savings over disposables.



### MEMORY FOAM

Available as an optional, Memory Foam padding adapts to patients of any build, ensuring proper anatomical support and maximum comfort at all times.

### COLOR RANGE

102 Atlantic blue	115 Scottish salmon
113 Pacific blue	132 Blueberry violet
106 Mediterranean blue	134 Japanese wisteria
136 Indian blue	135 Venetian red
101 Caribbean green	130 Graphite black
123 Polynesian green	121 Anthracite grey
103 Nevada yellow	137 Satin silver

### MEMORY FOAM PADDING

198 Atlantic blue	195 Scottish salmon
183 Pacific blue	192 Blueberry violet
196 Mediterranean blue	184 Japanese wisteria
186 Indian blue	194 Venetian red
197 Caribbean green	180 Graphite black
193 Polynesian green	199 Anthracite grey
182 Nevada yellow	187 Satin silver

